





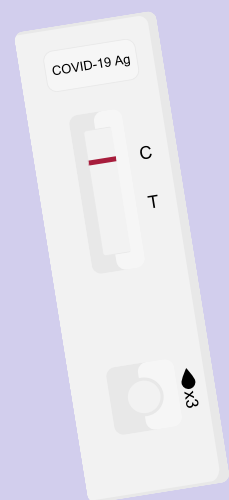

Step 1: To register, participants must first review informed consent and provide a response.



If they agree to participate, they will proceed by entering demographics and symptoms. They will be given a code to proceed to the next step.



If they decide not to participate, they will see a list of testing resources and can contact study # for any further questions

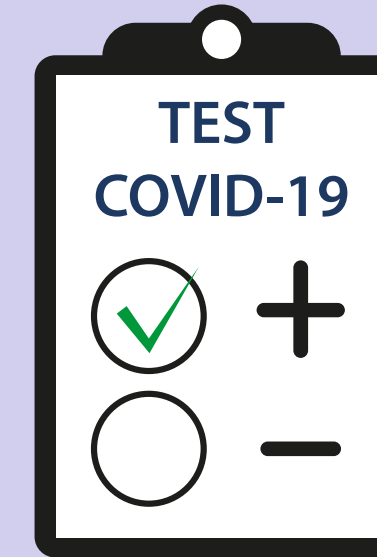


Step 2: Participants will enter the code they received into the keypad to dispense Rapid Antigen Test (RAT) kit from vending machine

Step 3: Participants will take RAT kit home or to their car to administer the self-test. Instructions are provided on the testing kit.



Step 4: An electronic prompt will be sent to participants to provide RAT results via web-based link



Positive Result: Inform participant to follow CDC guidelines. No repeat testing needed.

Return results within X amount of days? minutes? hours?



Negative Result:
No Symptoms
Test 2 more times, at least 48 hours apart
Symptoms
Test again in 48 hours

Step 5: Participants will also receive an email with an invitation to fill out the rest of the survey via REDCap



Invitation reminders will be sent out 3 times

Participants will be prompted to fill this out at the time they get their code, after they submit their result, and 1 and 7 days after registration.



On-call number available for assistance
(858) 945-4553

Vending Machine Locations

San Ysidro Health Center
4004 Beyer Blvd
San Ysidro, CA 92173



Coming soon
King Chavez Medical Center



Coming soon
Ocean View Clinic



Coming soon
Chula Vista Medical Plaza

